

MIDJ



Infinity Table

Infinity table with central base in lacquered metal.

Top: ø120 and ø100 versions in melamine, fenix, laminate, crystalceramic or glass; ø90 version in melamine, fenix, laminate, hpl, crystalceramic or glass; ø80, ø70, ø60 versions in melamine, metal, fenix, laminate, hpl, crystalceramic or glass.

Купить в России: <https://italishop.ru/stolovye/stoly/midj-home-infinity/>

Colors and Materials

Structure




White steel




Black steel



Sand steel




Brown steel



Grafite metal



Chrome



Papaya orange steel



Light blue metal



Ocean blue steel



Bronze metal




Fango steel



Golden yellow metal



Pastel yellow steel



Ash grey metal



Light grey steel




Ocher steel




Facepowder pink metal




Red steel



Bulgaro red metal




Cherry red metal



Pine green steel




Sage green metal




Dark green metal

Top




Melamine

4 Colors



White hpl black core



Black hpl



Hpl cemento



Hpl corten



White fenix



Black fenix




Laminate
6 Colors




Extraclear
transparent glass



Crystalceramic
12 Colors



Papaya orange steel



Light blue metal



White steel



Ocean blue steel



Bronze metal




Sand steel



Fango steel



Golden yellow metal



Pastel yellow steel




Grafite metal



Ash grey metal



Light grey steel



Brown steel



Black steel




Ocher steel



Facepowder pink
metal



Red steel



Bulgaro red metal



Cherry red metal



Pine green steel



Sage green metal



Dark green metal

Dimensions



	A (cm) (inch)	B (cm) (inch)	C (cm) (inch)
Ø60 (cm) (inch)	76 29.9	60 23.6	60 23.6
Ø70 (cm) (inch)	76 29.9	70 27.6	70 27.6
Ø80 (cm) (inch)	76 29.9	80 31.5	80 31.5
Ø90 (cm) (inch)	76 29.9	90 35.4	90 35.4
ø100 (cm) (inch)	76 29.9	100 39.4	100 39.4
ø120 (cm) (inch)	76 29.9	120 47.2	120 47.2

Volumetric Details

Weight 44 Kg
Volume 0.25 mc
Package 2

Materials Certifications

Dark green metal

The technologies used in the previous phase of powder coating play a fundamental role in the final result of the processing. They are in fact essential to increase adherence paint on the metal surface and then guarantee its duration over time. The metal frames, following a total cleaning of the surface, pass through chemical conversion processes, creating a compact base that allows for better adhesion of the subsequent treatment. In the last phase the object subjected to the powder coating process is placed in a polymerization oven, going to form an adherent and extremely tight layer durable. This particular paint job is ideal for outdoor use.

To clean the surface, use a damp microfiber cloth with neutral soap or specific metal cleaning products. Avoid hitting or rubbing the surface with sharp objects. Do not use scourers or other abrasive materials, since they would inevitably scratch the surface. Do not leave rusty iron objects on the surface for too long.

These surface treatments are not suitable for outdoor use, but they guarantee excellent resistance to frequent use, dirt and dust.

Materials Certifications

Laminate

Laminate tops are the result of the pressure of a large number of very thin sheets of paper impregnated with thermosetting resins. These tops are available in trendy colors and offer good performance in use.

CLEANING AND MAINTENANCE

For daily cleaning, we recommend using a microfiber cloth moistened with water or a solution of water and neutral soap, taking care to dry the top at the end. In case of stains, use a microfiber cloth with a specific detergent for laminates. Always wipe the surface with a dry cloth to avoid rings or stains. Laminate tops must not be treated with scourers or products containing abrasive creams or powder detergents.

These tips are cleaning recommendations and do not guarantee complete stain removal. We recommend that you always test the cleaning method on a hidden part of the item to check the resistance of the color

Materials Certifications

Extraclear transparent glass

Tempered glass tops are elegant and shiny. The interaction with the surrounding light enhances their brilliance and increases their timeless charm.

Tempered glass is glass that has been subjected to a special treatment that involves gradual heating, followed by sudden air cooling. This procedure allows the transformation into a more resistant and safer glass, as, in case of breakage, it will shatter into small harmless fragments. Tops in tempered glass may have slight scratches due to sliding on the oven rollers. In addition, any dots and rings on the surface, visible in light or backlight conditions, prove that the tempera process has been carried out.

CLEANING AND MAINTENANCE

Glass tops do not require any particular maintenance, and cleaning is simple and effective. In general, for daily cleaning, use a specific microfiber cloth moistened with hot water or detergents formulated for glass surfaces. For stubborn stains, use non-abrasive cleaning products or detergents. To remove any dried residues deposited on the surface, proceed with the use of a wooden or plastic scraper. Do not use rough or abrasive sponges. For all tops we recommend avoiding direct contact with sharp or pointed tools, as well as avoid placing very cold or very hot containers directly on the glass tops. These tips are cleaning recommendations and do not guarantee complete stain removal. We recommend that you always test the cleaning method on a hidden part of the item to check the resistance of the material.

Colour samples are to be considered approximate for each product. Slight color differences between a lot and the other are to be considered normal.

Materials Certifications

Dark green metal

The technologies used in the previous phase of powder coating play a fundamental role in the final result of the processing. They are in fact essential to increase adherence paint on the metal surface and then guarantee its duration over time. The metal frames, following a total cleaning of the surface, pass through chemical conversion processes, creating a compact base that allows for better adhesion of the subsequent treatment. In the last phase the object subjected to the powder coating process is placed in a polymerization oven, going to form an adherent and extremely tight layer durable. This particular paint job is ideal for outdoor use.

To clean the surface, use a damp microfiber cloth with neutral soap or specific metal cleaning products. Avoid hitting or rubbing the surface with sharp objects. Do not use scourers or other abrasive materials, since they would inevitably scratch the surface. Do not leave rusty iron objects on the surface for too long.

These surface treatments are not suitable for outdoor use, but they guarantee excellent resistance to frequent use, dirt and dust.